

# ***EJEAS***<sup>®</sup>

## Universal Control

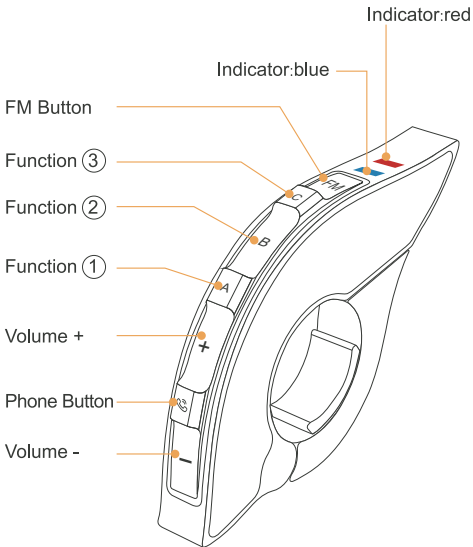
**EUC**

### User Manual

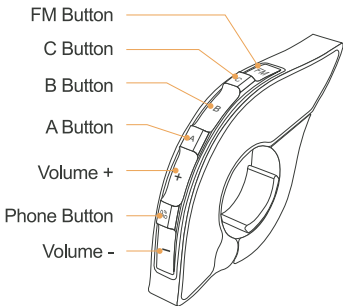
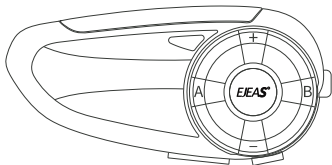


More  
Languages

# Product Details

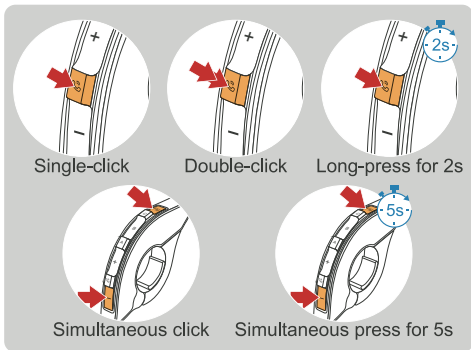


# Take Q7 as an example for operation

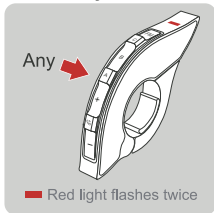


# Product Operations

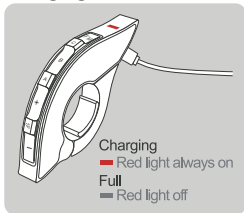
## Operation Diagram



**Low Battery** Voltage is under 3.2V.

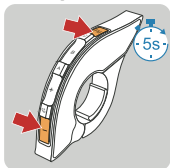


**Charging**



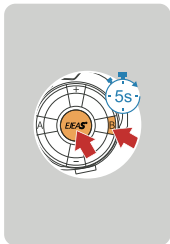
## Intercom Pairing

### Pairing



- 1 Long press both <FM Button> & <Volume -> of EUC for 5s to clear the pairing record of EUC.

■ Red & Blue lights constantly on



- 2 Long press both <Phone Button> & <B Button> for 5s.

■ Red & blue lights flash alternately & quickly

? "Remote Control Pairing"



- 3 Click any key of EUC.

■ Blue light quick-flicker

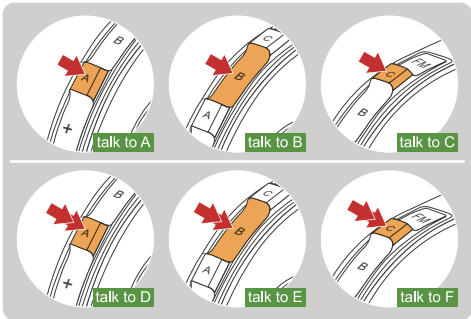
? The voice prompt

**Pairing Successfully** ? "Pairing Successful"

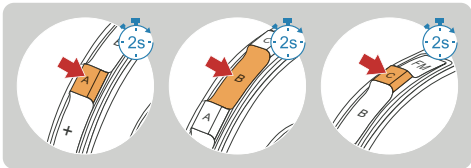
(If EUC cannot be successful paired in 2 mins, it will automatically exit the pairing mode.)

## Intercom Control

### Q7 Intercom Switching

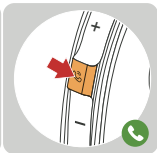
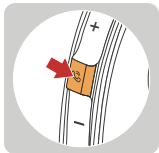


### Q7 Intercom Disconnection

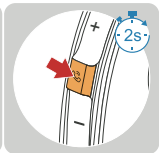


## Mobile Phone

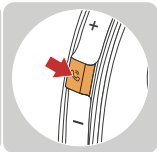
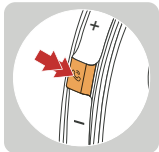
Phone Reconnection Answer a Call



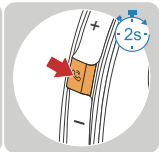
Reject a Call



Last Call Replay End a Call

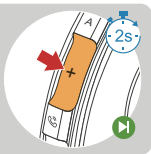
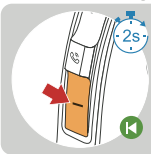
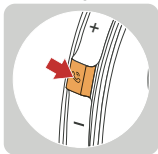


Voice Assistant



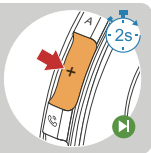
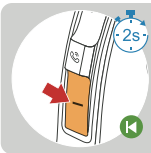
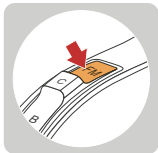
## Music Control

Music Play/Pause    Music Switching



## FM Radio

FM ON/OFF    Frequency Switching



## Volume Control

