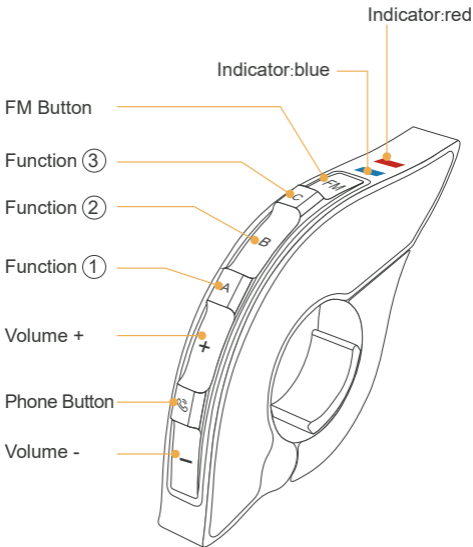


# **EJEAS Universal Control**

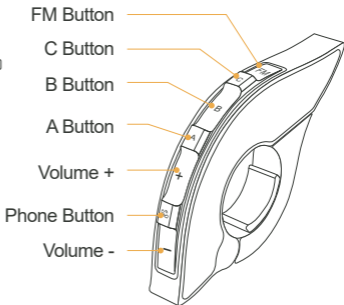
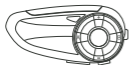
**EUC**

**User Manual**

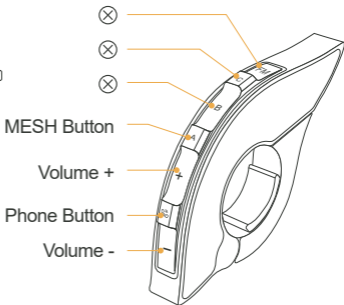
# Product Details



**Q7**

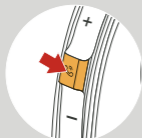


**Q4**



# Product Operations

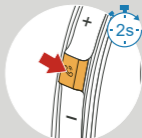
## Operation Diagram



Single-click



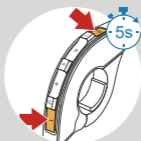
Double-click



Long-press for 2s



Simultaneous click



Simultaneous press for 5s

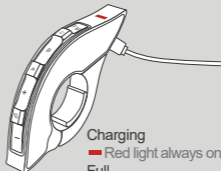
**Low Battery** Voltage is under 3.2V.

Any



Red light flashes twice

**Charging**



Charging

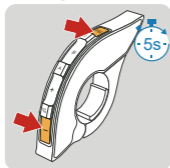
Red light always on

Full

Red light off

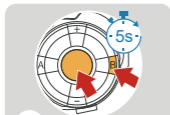
## Intercom Pairing

### Pairing

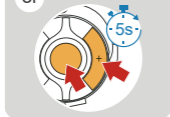


- ① Long press both <FM Button> & <Volume -> of EUC for 5s to clear the pairing record of EUC.

Red & Blue lights constantly on



or



- ② Long press both <Phone Button> & <B Button> for 5s.

Red & blue lights flash alternately & quickly  
? "Remote Control Pairing"

Long press both <Phone Button> & <Volume +> for 5s.

Red & blue lights flash alternately & quickly  
? "Remote Control Pairing"



- ③ Click any key of EUC.

Blue light quick-flicker

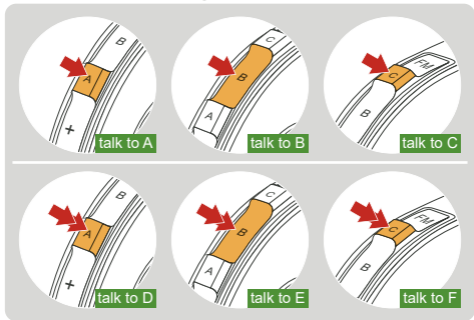
? The voice prompt

**Pairing Successfully** ? "Pairing Successful"

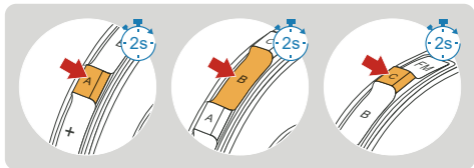
(If EUC cannot be successful paired in 2 mins,  
it will automatically exit the pairing mode.)

## Intercom Control

### Q7 Intercom Switching



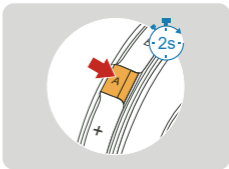
### Q7 Intercom Disconnection



## Q4 MESH Connection

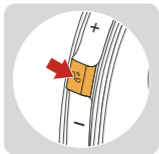


## Q4 MESH Disconnection

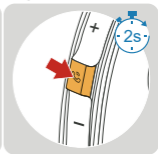


## Mobile Phone

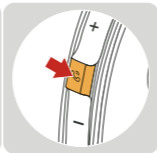
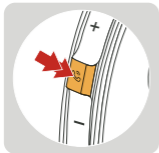
### Phone Reconnection Answer a Call



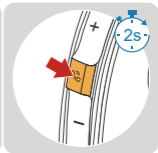
### Reject a Call



### Last Call Replay End a Call

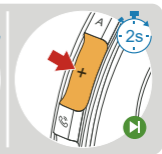
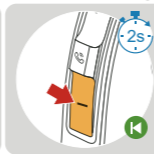
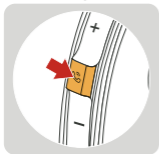


### Voice Assistant



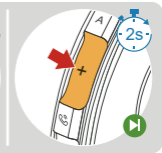
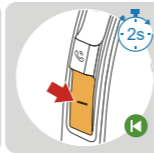
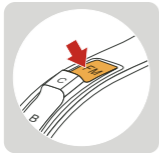
## Music Control

Music Play/Pause    Music Switching



## FM Radio

FM ON/OFF    Frequency Switching



## Volume Control

